



OPD STATISTICS


FROM JANUARY-2026 TO DECEMBER-2026

DEPARTMENT	JAN-26	FEB-26	MAR-26	APR-26	MAY-26	JUN-26	JUL-26	AUG-26	SEP-26	OCT-26	NOV-26	DEC-26	TOTAL
1. KAYACHIKITSA	1260	1195	1214										3669
2. PANCHAKARMA	687	631	679										1997
3. SHALYATANTRA	632	561	564										1757
4. SHALAKYATANTRA-A	301	283	286										870
5. SHALAKYATANTRA-B	345	302	327										974
6. PRASUTI & STREEROGA	596	549	550										1695
7. KAUMARYABRITYA	588	543	570										1701
8. SWASTHAVRITTA	204	195	202										601
9. ATYAYIKACHIKITSA	03	04	04										11
10. VISHACHIKITSA	55	61	59										175
11. MANASA ROGA	26	22	20										68
12. STOULYA	36	42	40										118
GRAND TOTAL	4733	4388	4515										13636

IPD STATISTICS

FROM JANUARY-2026 TO DECEMBER-2026

DEPARTMENT	JAN-26	FEB-26	MAR-26	APR-26	MAY-26	JUN-26	JUL-26	AUG-26	SEP-26	OCT-26	NOV-26	DEC-26	TOTAL
1. KAYACHIKITSA	58	65	63										186
2. PANCHAKARMA	41	34	46										121
3. SHALYATANTRA	30	28	34										92
4. SHALAKYATANTRA	30	35	43										108
5. PRASUTI & STREEROGA	23	24	24										71
6. KAUMARYABRITYA	16	23	22										61
7. ATYAYIKCHIKITSA	03	04	04										11
8. VISHACHIKITSA	02	03	03										08
GRANDTOTAL	203	216	239										658



STATISTICS OF IPD BED OCCUPANCY

FROM JANUARY-2026 TO DECEMBER-2026

DEPARTMENT	JAN-26	FEB-26	MAR-26	APR-26	MAY-26	JUN-26	JUL-26	AUG-26	SEP-26	OCT-26	NOV-26	DEC-26	TOTAL	AVG	%
1. KAYACHIKITSA & AC	273	271	436										980	10.88	18.14
2. PANCHAKARMA	294	258	323										875	9.72	16.20
3. SHALYA TANTRA	105	98	133										336	3.73	6.22
4. SHALAKYA TANTRA	127	110	187										424	4.71	7.85
5. PRASUTI & STREEROGA	90	95	103										288	3.2	5.33
6. KAUMARYABRITYA	53	86	89										228	2.53	4.22
7. VISHACHIKITSA	10	15	06										31	0.34	0.57
GRAND TOTAL	952	933	1277										3162	35.13	58.55

STATISTICS OF LABORATORY/RADIOLOGY DEPARTMENT

FROM JANUARY-2026 TO DECEMBER-2026 (OPD & IPD)

INVESTIGATIONS	JAN-26	FEB-26	MAR-26	APR-26	MAY-26	JUN-26	JUL-26	AUG-26	SEP-26	OCT-26	NOV-26	DEC-26	TOTAL
1. HAEMATOLOGICAL	1409	1313	1353										4075
2. BIO-CHEMICAL	416	403	379										1198
3. SEROLOGICAL	179	173	151										503
4. MICROBIOLOGICAL	76	69	70										215
GRAND TOTAL	2080	1958	1953										5991
RADIOLOGICAL													
A X-RAYS	251	229	231										711
B ULTRASONOGRAPHY	0	0	0										0
C ELECTROCARDIOGRAPHY	166	131	143										440
GRAND TOTAL	417	360	374										1151



STATISTICS OF OPD PANCHAKARMA PRODEDURE

FROM JANUARY-2026 TO DECEMBER-2026

NAME OF PROCEDURE	JAN-26	FEB-26	MAR-26	APR-26	MAY-26	JUN-26	JUL-26	AUG-26	SEP-26	OCT-26	NOV-26	DEC-26	TOTAL
1. SNEHANA KARMA	938	814	1148										2900
2. SWEDANA KARMA	1561	1444	2141										5146
3. VAMANA KARMA	69	34	17										120
4. VIRECHANA KARMA	103	77	14										194
5. BASTI KARMA	715	718	855										2288
6. NASYA KARMA	83	57	156										296
7. RAKTAMOKSHNA	386	495	407										1288
8. SHIRODHARA	12	50	74										136
9. SHIROBASTI	03	05	12										020
10. OTHERS	508	503	845										1856
GRAND TOTAL	4378	4197	5669										14244

STATISTICS OF IPD PANCHAKARMA PROCEDURE

FROM JANUARY-2026 TO DECEMBER-2026

NAME OF PROCEDURE	JAN-26	FEB-26	MAR-26	APR-26	MAY-26	JUN-26	JUL-26	AUG-26	SEP-26	OCT-26	NOV-26	DEC-26	TOTAL
1. SNEHANA KARMA	494	400	476										1370
2. SWEDANA KARMA	862	769	899										2530
3. VAMANA KARMA	31	18	05										54
4. VIRECHANA KARMA	34	21	03										58
5. BASTI KARMA	477	463	374										1314
6. NASYA KARMA	55	27	85										167
7. RAKTAMOKSHNA	42	20	03										65
8. SHIRODHARA	08	33	08										49
9. SHIROBASTI	06	00	06										012
10. OTHERS	101	93	133										327
GRAND TOTAL	2110	1844	1992										5946




STATISTICS OF SURGICAL PROCEDURES


FROM JANUARY-2026 TO DECEMBER-2026

NAME OF PROCEDURE	JAN-26	FEB-26	MAR-26	APR-26	MAY-26	JUN-26	JUL-26	AUG-26	SEP-26	OCT-26	NOV-26	DEC-26	TOTAL
1. MAJOR OPERATIONS	11	15	16										42
2. MINOR OPERATIONS	18	13	16										42
3. KSHARASUTRA	201	189	190										580
4. SHALAKYA MAJOR OT	03	03	03										09
LABOUR ROOM													
1. P.TSR PROCEDURES	720	503	594										1817
2. DELIVERIES	00	00	00										00
GRAND TOTAL	720	503	594										1817


Verified


Hospital Office Superintendent
OFFICE SUPERINTENDENT
Shri Bahadur V. Vasankar & J. V. Mandai's
Gramsena Ayurvedic Medical College
Hospital & Research Centre
TERDAL-587315 Dist. Bagalkot.

Approved by


Deputy Medical Superintendent
DEPUTY MEDICAL SUPERINTENDENT
S. B. V. P. J. V. Mandai's
Gramsena Ayurvedic Medical College
Hospital & Research Centre,
TERDAL, Tq. Jamkhandi, Dt. Bagalkot

Certified by


Medical Superintendent
MEDICAL SUPERINTENDENT
S. B. V. P. J. V. Mandai's
Gramsena Ayurvedic Medical College
Hospital & Research Centre
TERDAL, Tq. Jamkhandi, Dt. Bagalkot